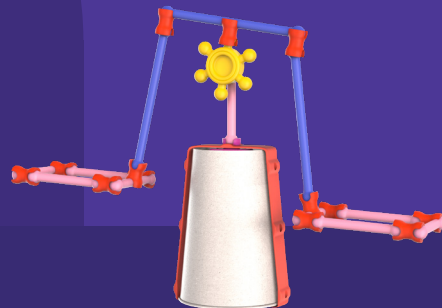

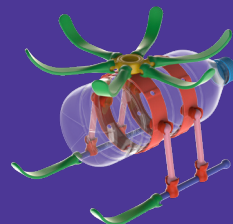
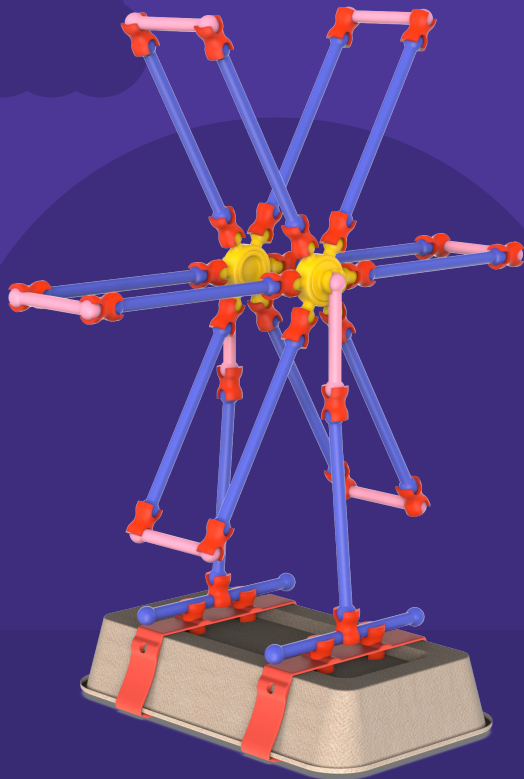
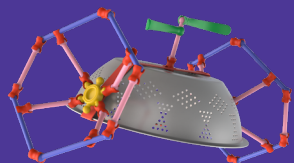




creative
building kit

INVENTIONS PLAYBOOK

For
Children



6+



Warning:
CHOKING HAZARD
Small parts. Not for
children under 3 years.

Transform everyday objects into vehicles
with wheels, helicopters, pulleys,
ferris wheels, and other mechanisms!

TOYI CREATIVE AND SUSTAINABLE BUILDING KITS



www.toyi.io
hello@toyi.io



/playtoyi

(TR) Uyarı: 3 yaş altı çocuklar için uygun değildir. Yutulabilecek küçük parçalar içermektedir – Boğulma tehlikesi!

(FR) Attention! Danger d'étouffement. Petits éléments. Ne convient pas aux enfants de moins de 36 mois.

(DE) Achtung! Erstickungsgefahr. Kleine Teile. Nicht für Kinder unter 36 Monaten geeignet.

(IT) Attenzione! – Non adatto a bambini di età inferiore ai 36 mesi. Piccole parti. Rischio di soffocamento.

(PL) Ostrzeżenie! Niebezpieczeństwo zadławienia Małe elementy. Nie nadaje się dla dzieci w wieku poniżej 36 miesięcy.

(ES) Advertencia! Peligro de atragantamiento. Partes pequeñas. No es conveniente para niños menores de 36 meses.

(RU) Внимание! Для детей от 3 лет. Риск удушья. Мелкие детали.

(CN) 警告! 小心窒息。当心小物件。

(AR) قريغص ءازجأ . قان تخالو رطخ اري ذخ .

Customer service

If anything is missing in your new kit, please contact: support@toyi.io



For customer support, please contact support@toyi.io or your local distributor at www.toyi.io

- Sold separately.
- Everyday objects not included.
- Flexible connector colours may vary from colours shown.
- Examples shown can be built one at a time.
- Warning: Hazardous objects (e.g. sharp, inflammable, electrical, chemical, contaminated and/or containing materials posing risk to human health) must not be used with Toyi.
- You can wash your Toyi pieces in the washing bag in the washing machine or dishwasher at max. 30°C without detergent. You can also use disinfectant to clean it. Air-dry them at room temperature – never dry them in the oven, microwave or with a hair dryer.
- Toyi™ and Toyi™ logo are trademarks and copyrights of the Toyi Oyun ve Tasarım A.Ş. All rights reserved.

HELLO PLAY FRIEND!

This play kit is different from all of your other toys! You can create toys with it but you are not limited with what is in the box: you can transform daily objects you found into unique toys thanks to Toyi. There are no rules or instructions you need to follow, everything depends on your creativity; but if you need inspiration for the beginning, we have shared some ideas to warm you up with increasing levels of expertise. You can then try out the fun challenges on the next pages and see what your imagination leads you.

**Remember, the world is your playground!
Let's play!**



Let's create

Scale

Level 

1

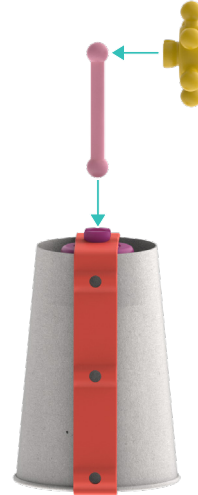


- Explore your surroundings and find an object that will form the body of the scale, such as a cardboard cup or a plastic bottle.
- Attach the flexible connector to the cup.


2



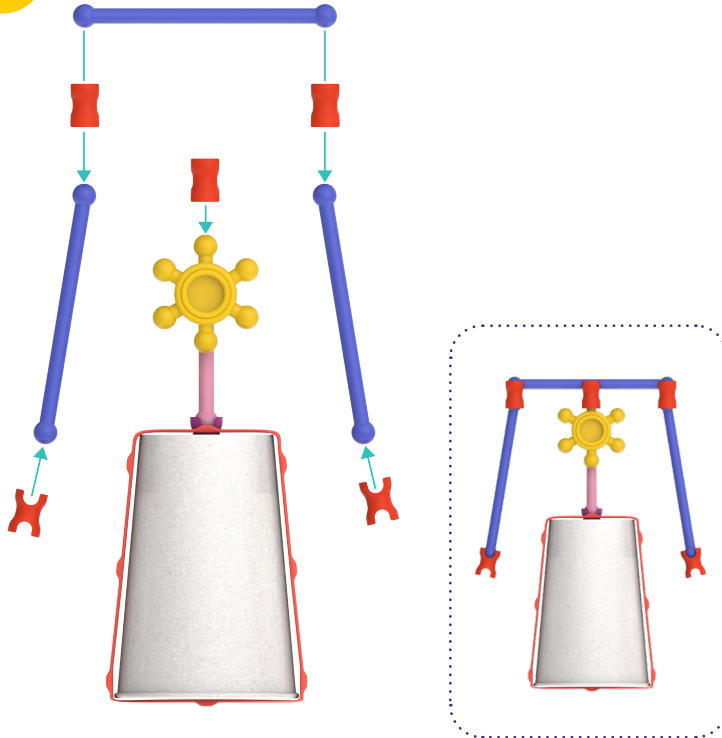
- Put the wheel on the underside of the flexible connector and insert the short stick to the end of the wheel.



- Attach the yellow gear horizontally to the top of the short stick.

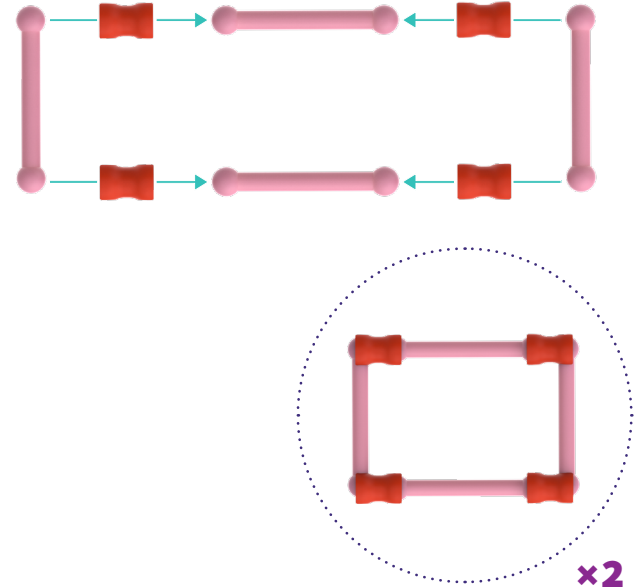


3



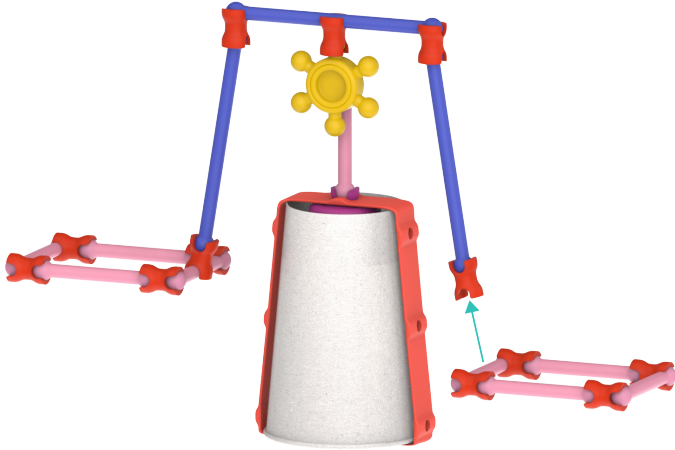
- As shown in the illustration, connect the long sticks together. Using a joint, connect the yellow gear to the assembly you constructed from the stick.

4



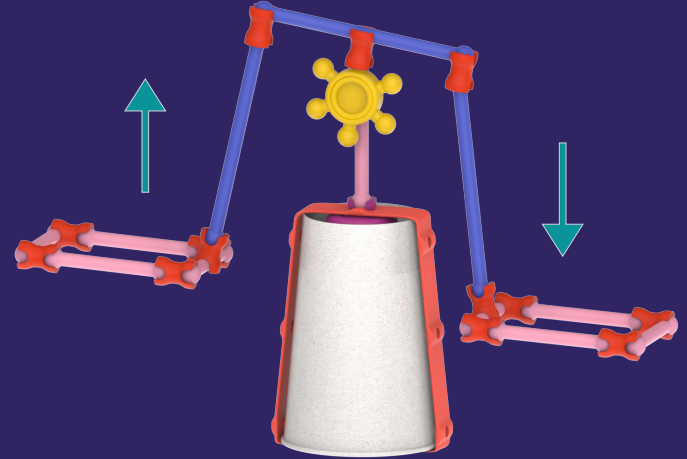
- Combine the short sticks with the help of joints, as shown in the illustration to form the weight platforms of the scale. Make 2 of these.

5



- Connect the weight platforms to the ends of the handles you've prepared using joints.
- Your scale is now ready for play!
- It's just as wonderful to play with your own designed toy as it is to make it. After finishing the first stage, you can place your favorite toys on the platforms of the scale and create your own balance play.

Scale




CONSTRUCTION CHALLENGE



Can you build a bridge or a tower from everyday objects?

Use your creativity and design your own construction toys! Make something bigger! Test your structures' strength! Transform everyday objects into bridges, towers or vehicles and impress engineers with your construction toys. Remember, the toys on this page are just examples. Find different objects and use your imagination to make your toys unique.

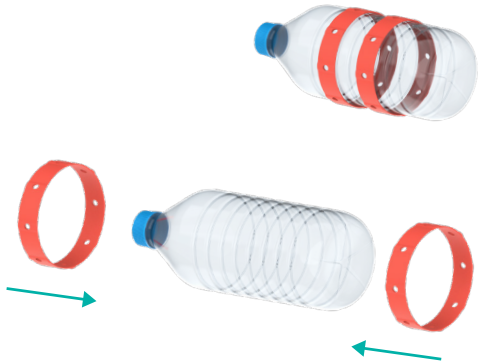


Let's create

Helicopter

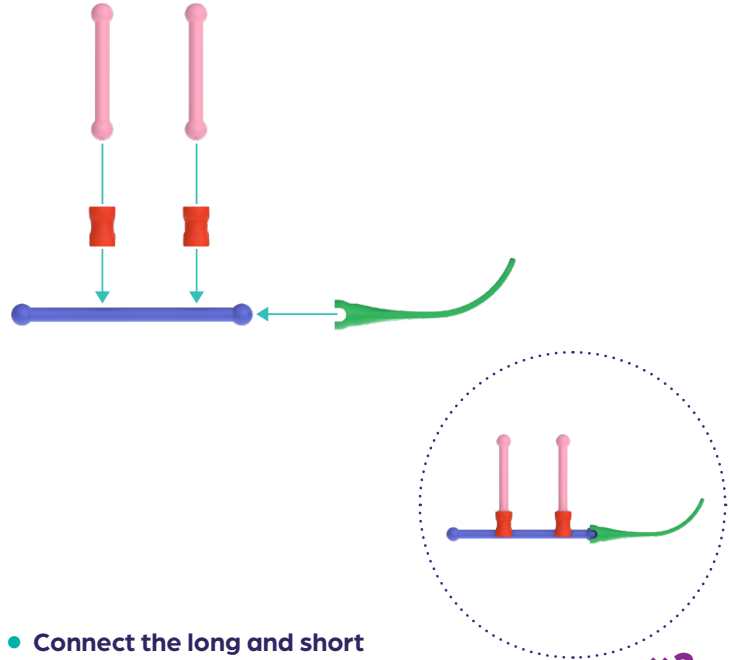
Level 

1



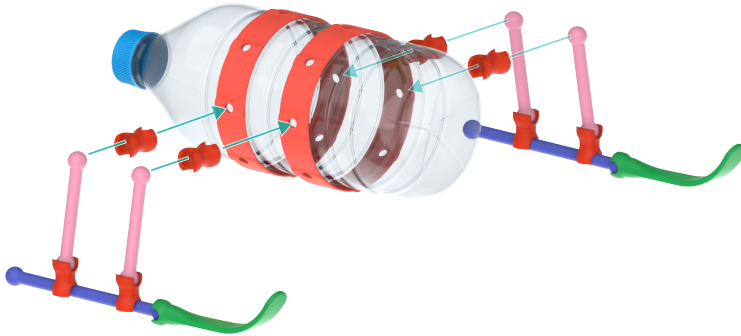
- Find an object around you, such as a water bottle, to form the body of the helicopter.
- Wrap it with the flexible connector.

2



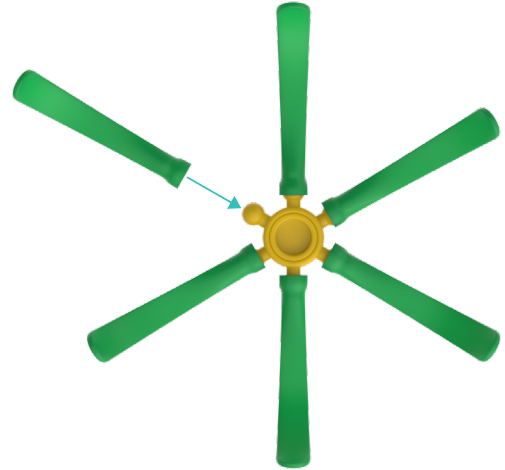
- Connect the long and short sticks with the help of joints to make the helicopter's landing gear.

3



- For the sled part, connect the propeller part onto one end of the long stick. Make 2 of these.

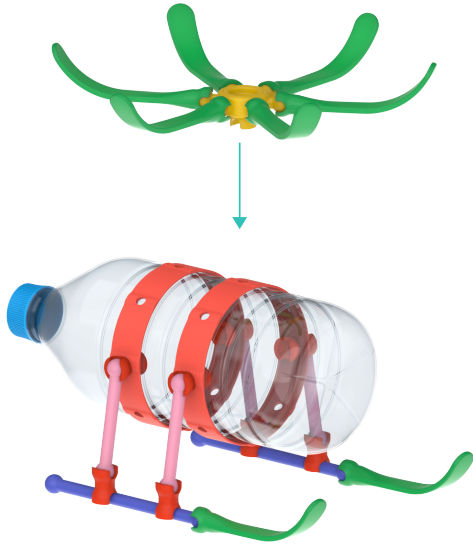
4



Make the helicopter's propeller now!

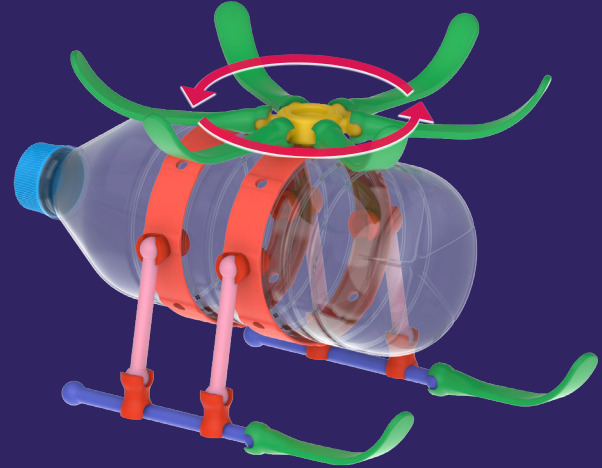
- Attach a green propeller to each end of the yellow gear to make the helicopter's propeller.

5



- Attach the landing gear with the help of a joint, and attach the propeller by inserting it into the flexible connectors.
- And here is your helicopter, ready to fly!
- Playing with the toy you created is as much fun as making the toy. After completing this first stage, don't forget to use your creativity to write your own toy stories with your toys and to upgrade them.


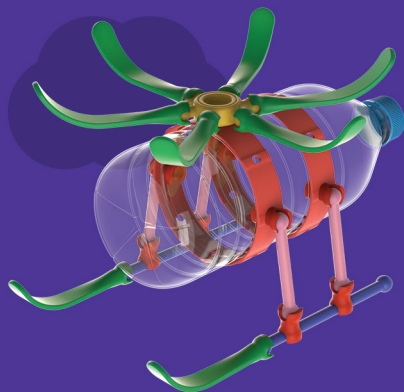
Helicopter



FLYING CRAFTS CHALLENGE

I believe I can fly!

How about creating flying toys out of everyday objects by using your imagination? Transform everyday objects into UFOs, forest guard helicopters and more! Remember, the toys on this page are just examples. Find different objects and use your imagination to make it unique.



Let's create

Ferris Wheel

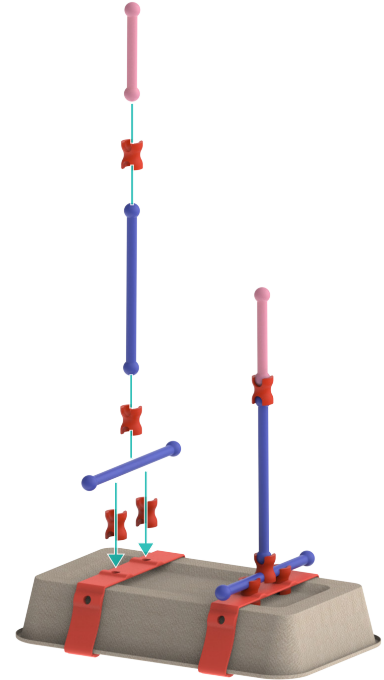
Level 

1



- Find an object around you that will form the base for the ferris wheel, such as an egg box or a lunch box.
- Attach the flexible connector to the object you found.

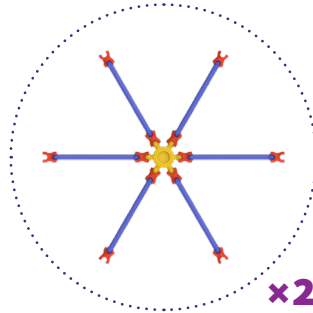
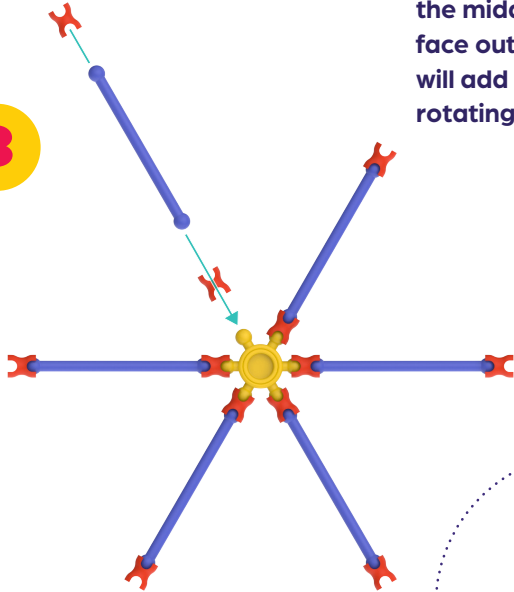
2



- Connect the long and short sticks with joints and form the side stands of the ferris wheel.
- Attach the side stands to the base of the ferris wheel.

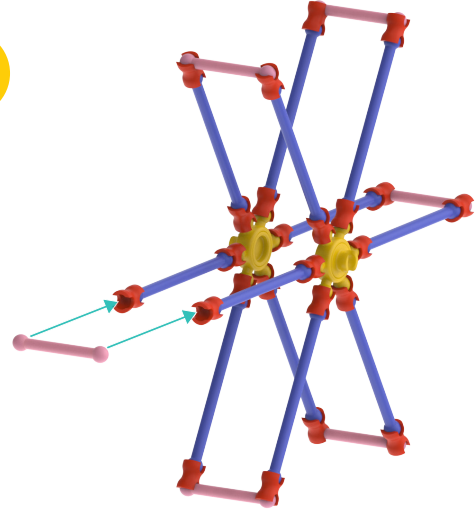
- **Playful Tip:** Make sure that the connections on the middle yellow gears face outward. Then, we will add a new part to this rotating mechanism.

3



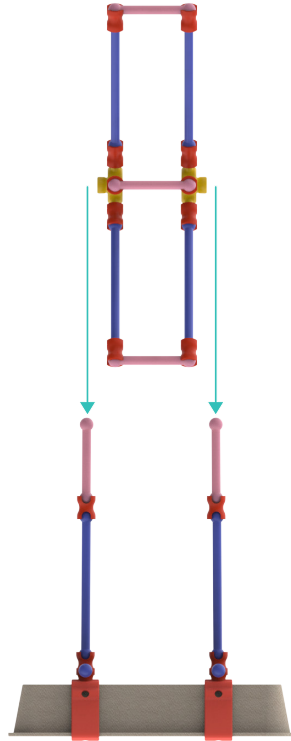
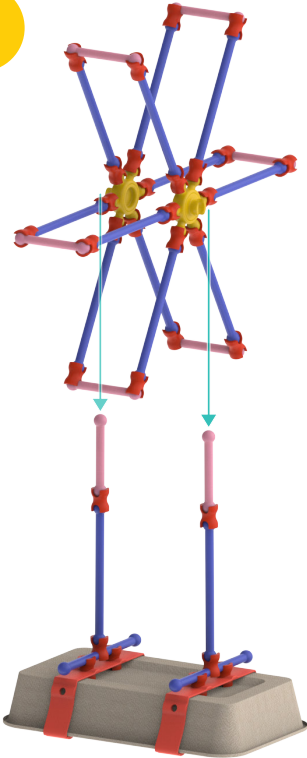
- Attach the long sticks to the six locations on the yellow gear with the help of joints to create the wheels. Make 2 of these.

4



- To form the wheels, combine the 2 rotating mechanisms you created with the short sticks.

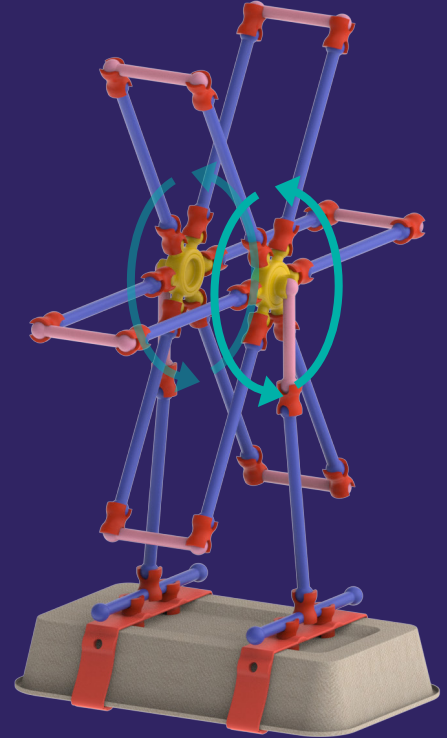
5



- Use the yellow gear to attach the side stands to the wheels.
- And here is your ferris wheel ready to play!

- Playing with the toy you created is just as enjoyable as creating it. After completing the first step, you can create your own amusement park play setup and place your favorite toys on the ferris wheel.


Ferris Wheel




AMUSEMENT PARK CHALLENGE

Use your creativity and design your own amusement park!



Transform everyday objects into roller coasters, slides, carousels, ferris wheels and more! Remember, the toys on this page are just examples. Find different objects and use your imagination to make it unique.



**TRANS-
FORM
EVERY-
THING
INTO
TOYS!**



FUTURISTIC SPACECRAFTS CHALLENGE



What kind of vehicles do you imagine there to be in space?


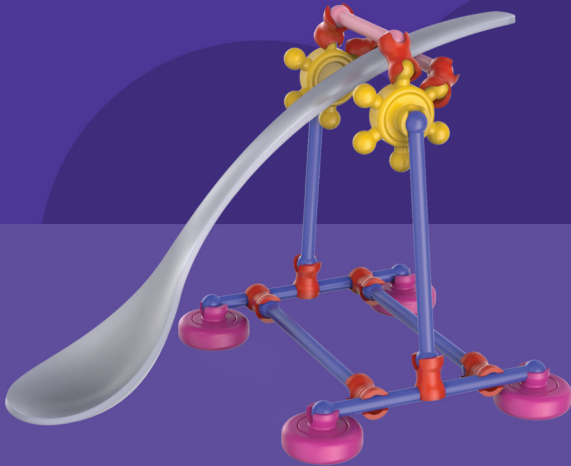
What would you like to travel in?

The sky's the limit! Create the spacecraft of your dreams! Transform everyday objects into rockets, exploration vehicles, spaceships and more! Remember, the toys on this page are just examples. Find different objects and use your imagination to make it unique.

HACK YOUR HOME CHALLENGE

**It's the time to take a fresh look
at the objects in your home!**

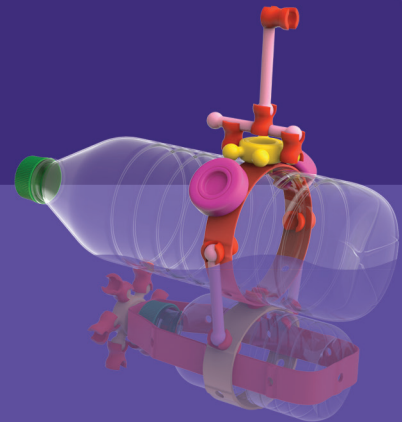


Do you think every object has to do one thing? Think out of the box! Find objects with unique forms and functions and give them new skills. Remember, the toys on this page are just examples. Find different objects and use your imagination to make it unique.




WATER VEHICLES CHALLENGE

What kind of watercraft can we design to protect marine life?

Transform everyday objects into ocean cleaning robots, double-decker submarines, environmentally-friendly ships and more! Combine various materials to create inventions that will protect the environment! Remember, the toys on this page are just examples. Find different objects and use your imagination to make it unique.



HACK YOUR FAVORITE CHALLENGE



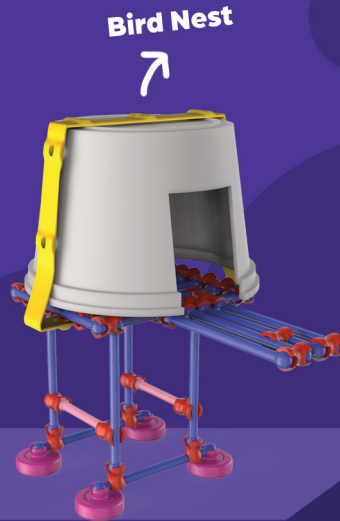
Can you redesign your favorite toy?

Can you add a new feature to your toys? Use your creativity and upgrade your favorite toy! Transform your construction or plush toys into superheroes, floating houses, fancy trucks and more with Toyi! Remember, the toys on this page are just examples. Find different objects and use your imagination to make it unique.

CLIMATE INVENTORS CHALLENGE




→ Drip Irrigation
Bottle



Bird Nest
↗

What can we design to protect our planet?

Use your imagination for climate change and design your own inventions to make the world more sustainable! Remember, the toys on this page are just examples. Find different objects and use your imagination to make it unique.




↙
Ocean
Cleaning Robot



DAILY INVENTIONS CHALLENGE

**Can you design something to
make someone's life easier!**

Use your creativity and design your own
inventions! Remember, the toys on this
page are just examples. Find different
objects and use your imagination to make
it unique.



SHARE YOUR CREATIONS WITH US!



The toys on the previous pages were built by creative children like you. We can't wait to see what you create with Toyi and to add them to our gallery; please share them with us [via hello@toyi.io](mailto:hello@toyi.io) or with the world using the hashtag [#playtoyi](https://www.instagram.com/playtoyi)

Visit our website or social media channels for more Toyi play ideas!

www.toyi.io







creative
building kit

INVENTIONS PLAYBOOK

For
Parents



6+





Warning:
CHOKING HAZARD
Small parts. Not for
children under 3 years.

Transform everyday objects into vehicles
with wheels, helicopters, pulleys,
ferris wheels, and other mechanisms!

HELLO PLAYFUL PARENTS!

We would like to welcome you to the world of Toyi! Toyi is an eco-friendly creative building kit that enables children to transform everyday objects into unique toys. It is different from other construction toys because it invites children to explore their surroundings and to incorporate everyday objects into the toys they design. Moreover, Toyi encourages your children to freely express themselves in endless unique ways since it doesn't rely on step-by-step instructions, and it introduces the idea of upcycling to them.

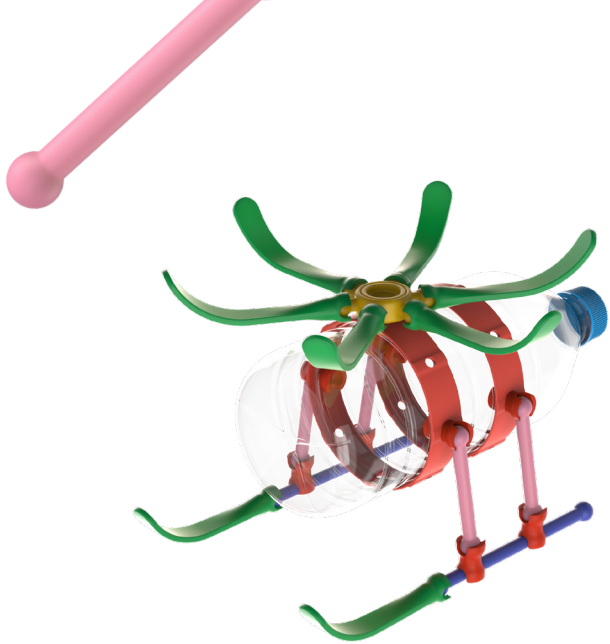
This new play experience allows children to develop their STEM, green, and 21st century skills. On this side of the playbook, you will find detailed information and tips about Toyi prepared for you as parents. On the opposite side, we address your children directly and offer them some ideas to warm them up and challenges to trigger their creativity. We hope Toyi will bring about playful and creative times for your family.



WHAT IS TOYI

ToyI is an eco-friendly creative building kit that enables children to transform everyday objects into unique toys.

The ToyI experience does not end with the transformation; once children create a toy, another chapter begins where they play with it and improve it for as long as they want.



FOR A SUSTAINABLE AND PLAYFUL PLANET



Caring for our children means more than making them happy with toys – it includes sharing the responsibility for the future of our planet. We act sustainably in every sense in our design, manufacturing and play processes.



Made from Recycled Plastic & Paper

We use recycled plastic* and paper.



Upcycling through Play

We allow children to upcycle disposable objects as key parts of their toys and help them learn to upcycle through play.



Limitless Combinations, Long Lifetime

Toyi has a long lifetime thanks to its potential for limitless transformations.



Washable

Toyi is durable and washable.

* Flexible connectors excluded.

Visit our website for more information about our sustainable future promise.

INSIDE THE KIT

With a kit consisting of wheels, gears, joints, sticks, flexible connectors, kids can transform any object around them into a toy of their own creation.




Propeller



Short and Long Sticks




Joints



Gears



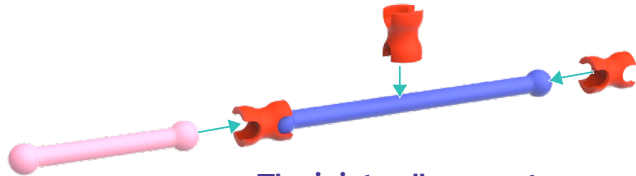
Wheels



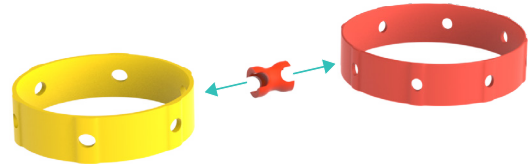
Small and Large Flexible Connectors

HOW TOYI CONNECTS

Toyi is an open-ended creative building system that supports free play. Toyi pieces work with each other in a modular way, allowing for various combinations.



The joints allow you to connect the sticks horizontally or vertically.



You can connect two flexible connectors with the help of joints.



If the flexible connector is too large for the object you plan to attach it on, a joint can be used to close that gap.

HOW TOYI TRANSFORMS

Toyi offers children a new transformation system for incorporating found objects into the play process. This vision means that what your child can create is not limited with what is included in the Toyi kit: the vast numbers of everyday objects and their combinations with Toyi parts offer limitless possibilities for unique toys.



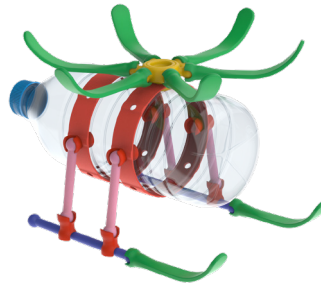
Explore

Explore your surroundings and pick an object.



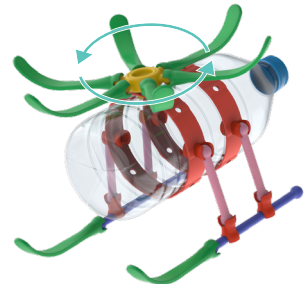
Connect

Wrap it with a connector.



Transform

Transform the object and create your own toy.



Play

Play, enjoy, learn, improve, and share with your playmates!

TOYI BENEFITS

Toyi introduces a new concept of toy by inviting children to explore their surroundings in a creative way and to see everyday objects as potential parts for their new toys. With this unique experience, Toyi enables children to develop several crucial skills:



STEM Skills

Children develop unique solutions to the design challenges they encounter and improve their science, technology, engineering, and math skills while playing with Toyi.



21st Century Skills

Toyi improves children's 21st century skills such as problem solving, critical and innovative thinking, communication, adaptation, cooperation, and taking initiative; and helps them become more creative, productive, and self-confident lifelong learners.




Green Skills

With Toyi, children create their own toys by redefining and redesigning everyday objects around them. With this special play experience it provides, Toyi helps children gain green skills and become more creative, productive, and caring.



PLAYFUL TIPS FOR PLAYFUL PARENTS



Introduce children to sustainability through play

You can encourage children to give second lives to disposable objects and learn to upcycle through play. Don't forget that the Toyi box is a gate to a vast array of potential toys of different materials, textures, colors, shapes, and sizes, which are not limited by the size and contents of the box. You can involve children in the process of collecting materials like water bottles, egg boxes, and pine cones; it would be a meaningful experience for them to make toys out of objects they themselves have collected.

Promote creativity free from prescriptions

Toyi nurtures children's creativity not only by allowing them to see everyday objects in a different light, but also by encouraging them to freely express themselves in endless unique ways since it doesn't rely on step-by-step instructions. Don't forget that children need tools that support free play, not instructions! You can ask children what toys they want to create. If they need encouragement, you can ask them more general questions like, "Would you like to design something that goes into outer space?", instead of saying, "Let's make a rocket!" You can help them discover how to connect the parts, but make sure that you also allow them to invent their own ways to connect Toyi parts and objects.

Encourage children to play with toys that they created

Toyi is not just a construction toy; the long periods where children play and have meaningful relationships with what they create is an important part of the Toyi experience. Encourage children to spend time with the toys that they created, playing with them, sharing them with their friends, fixing and upgrading them, etc.